

# Fund Update

## For the quarter ended 31 December 2024

- Dimensional Investment Funds
- Dimensional Global Sustainability PIE Fund

This fund update was first made publicly available on: 13 February 2025

### What is the purpose of this update?

This document tells you how the Dimensional Global Sustainability PIE Fund has performed and what fees were charged. The document will help you to compare the fund with other funds. FundRock NZ Limited prepared this update in accordance with the Financial Markets Conduct Act 2013. This information is not audited and may be updated.

### Description of this fund

**Objective:** To provide long-term capital growth by gaining exposure to a diversified portfolio of securities associated with approved developed markets (excluding Australia), with increased emphasis on higher expected return securities. The fund also considers non-financial factors to target sustainability goals. The Fund also takes into account certain non-financial Sustainability Considerations when making investment decisions. The Fund has a Portfolio Carbon Footprint Reduction Goal and seeks to exclude companies involved in particular business practices.

**Strategy:** The fund is expected to be fully invested. A portion of the portfolio may be allocated to cash and cash equivalents for liquidity purposes. The fund is not managed with the objective of achieving a particular return relative to a benchmark index. However, to compare the performance of the fund with a broad measure of market performance, reference may be made to the MSCI World ex Australia Index (net div.).

<b>Total value of the fund</b>	\$260,605,351
<b>The date the fund started</b>	23 June 2022

### What are the risks of investing?<sup>See note 1</sup>

Risk indicator for the Dimensional Global Sustainability PIE Fund.



The risk indicator is rated from 1 (low) to 7 (high). The rating reflects how much the value of the fund’s assets goes up and down. A higher risk generally means higher potential returns over time, but more ups and downs along the way.

To help you clarify your own attitude to risk, you can seek financial advice or work out your risk profile at <https://sorted.org.nz/>.



Note that even the lowest category does not mean a risk-free investment, and there are other risks that are not captured by this rating.

This risk indicator is not a guarantee of a fund's future performance. The risk indicator is based on the returns data for 5 years to 31 Dec 2024. While risk indicators are usually relatively stable, they do shift from time to time. The risk indicator will continue to be updated in future fund updates.

See the product disclosure statement (**PDS**) for more information about the risks associated with investing in this fund.

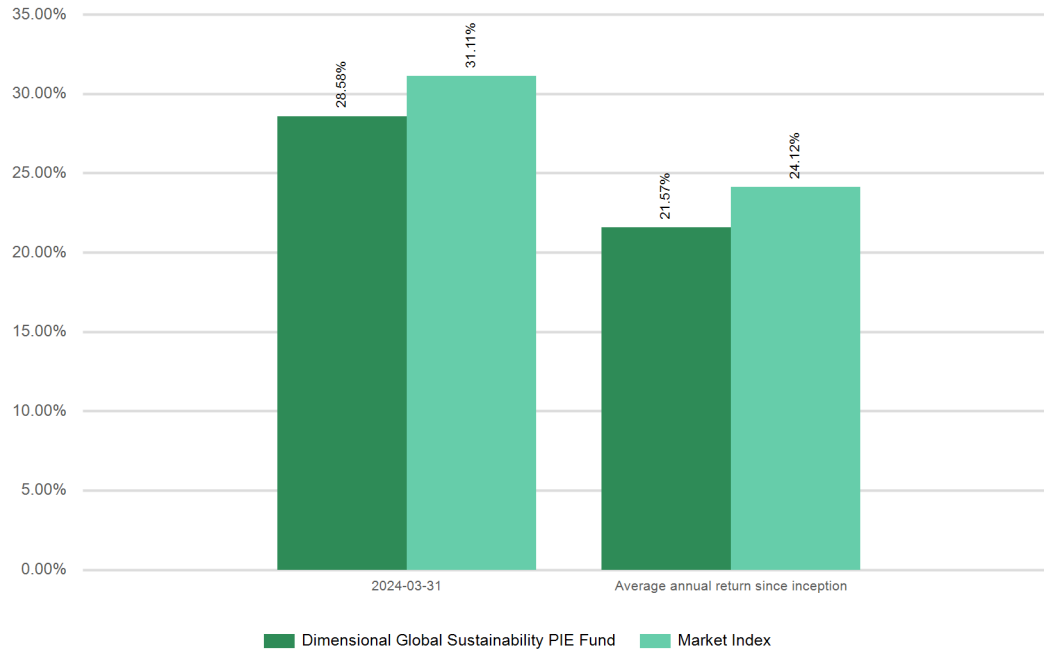
## How has the fund performed?

	Past year
Annual return (after deductions for charges and tax)	31.20%
Annual return (after deductions for charges but before tax)	32.92%
Market index annual return (reflects no deduction for charges and tax)	34.52%

The market index return is MSCI World ex Australia Index (net div.). This has been the market index since the inception of the fund.

Additional information about the market index is available on the offer register at <https://disclose-register.companiesoffice.govt.nz>.

### Annual Return Graph See note 2



This shows the return after fund charges and tax for each year ending 31 March since the fund started. The last bar shows the average annual return since the fund started, up to 31 December 2024.

**Important:** This does not tell you how the fund will perform in the future.

Returns in this update are after tax at the highest prescribed investor rate (PIR) of tax for an individual New Zealand resident. Your tax may be lower.

### What fees are investors charged?

Investors in the Dimensional Global Sustainability PIE Fund are charged fund charges. In the year to 31 March 2024 these were:

	% of net asset value (inc. GST)
<b>Total fund charges</b>	0.41%
Which are made up of:	
Total manager and admin charges (inc. GST)	0.41%
Including:	
Manager's basic fee (inc. GST)	0.41%
Other management and administration charges	0.00%
Total performance-based fees	0.00%



Investors may also be charged individual action fees for specific actions or decisions (for example, for withdrawing from or switching funds). See the PDS for the Dimensional Global Sustainability PIE Fund on the offer register at <https://disclose-register.companiesoffice.govt.nz> for more information about those fees.

### **Example of how this applies to an investor**

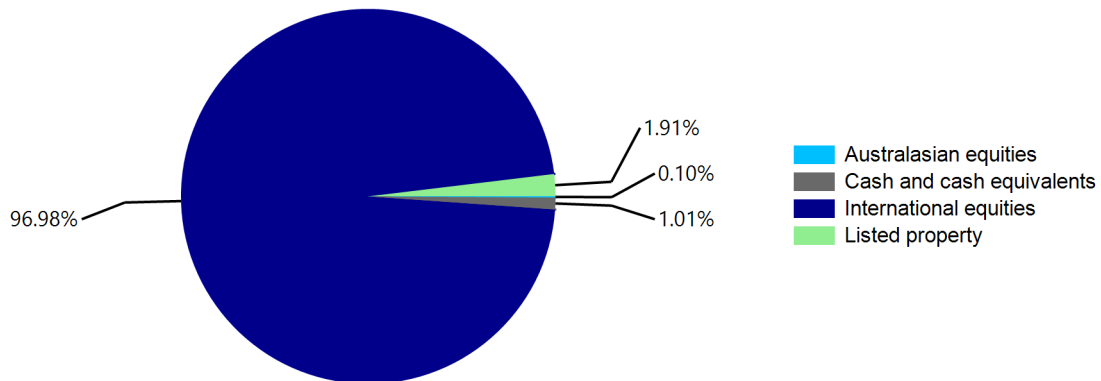
Small differences in fees and charges can have a big impact on your investment over the long term.

Anthony had \$10,000 in the fund at the start of the year and did not make any further contributions. At the end of the year, Anthony received a return after fund charges were deducted of \$3,292 (that is 32.92% of his initial \$10,000). This gives Anthony a return after tax of \$3,120 for the year.

### What does the fund invest in?

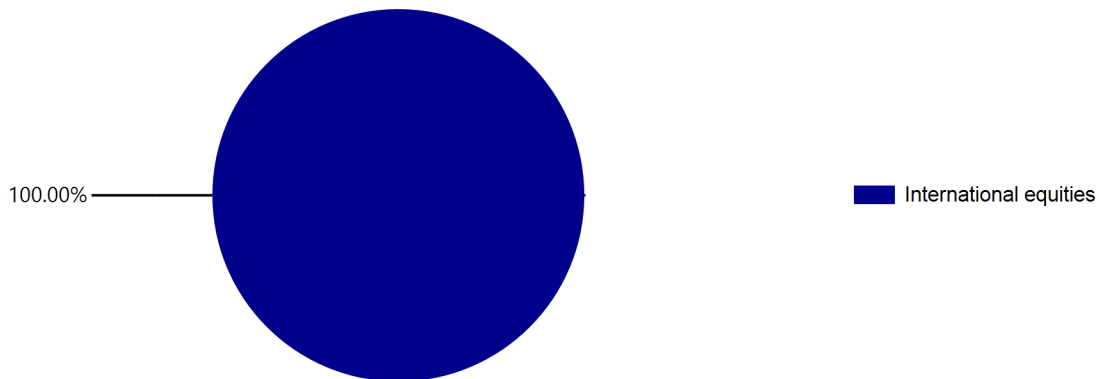
This shows the types of assets that the fund invests in.

Actual Investment Mix



Foreign currency was not hedged to New Zealand dollars as at 31 December 2024

Target Investment Mix



"International equities" may include Australasian equities and listed property.



## Top 10 investments

	Asset Name	% of Fund net assets	Type	Country	Credit Rating (if applicable)
1	Nvidia Corp	5.03%	International equities	US	
2	Apple Inc	5.02%	International equities	US	
3	Amazon Com Inc	2.12%	International equities	US	
4	Meta Platforms Inc	2.07%	International equities	US	
5	Microsoft Corp	1.76%	International equities	US	
6	Alphabet Inc Cap Stk Cl A	1.05%	International equities	US	
7	Cash at Bank (BNZ)	1.01%	Cash and cash equivalents	NZ	AA-
8	Jp Morgan Chase & Co	0.91%	International equities	US	
9	Alphabet Inc Cap Cl C	0.91%	International equities	US	
10	Visa Inc - A	0.87%	International equities	US	

The top 10 investments make up 20.75% of the net asset value of the fund.

## Key Personnel

Name	Current position	Time in current position	Previous or other current position	Time in previous or other current position
Robert Ness	Senior Portfolio Manager & VP	12 years	Senior Portfolio Manger	9 years 1 month
Slava Platkov	Senior Portfolio Manager & VP	11 years	Senior Portfolio Manger	1 year 7 months

## Further information

You can also obtain this information, the PDS for the Dimensional Investment Funds, and some additional information from the offer register at <https://disclose-register.companiesoffice.govt.nz>.



---

## Notes

1. A combination of actual fund returns and market index returns have been used to determine the risk indicator as the fund has not been operating for the required five years. Market index returns have been used until 30 June 2022 and fund returns thereafter. The risk indicator may therefore provide a less reliable indicator of the fund's future volatility.
2. The bar chart shows fund returns after deducting fees and tax. Tax is deducted at the highest Prescribed Investor Rate of 28%. However, the market index returns are shown before deducting fees and tax.