



# Fund Update

## For the quarter ended 30 June 2024

- Russell Investment Funds
- Russell Investments Sustainable Global Shares Fund

This fund update was first made publicly available on: 26 July 2024

### What is the purpose of this update?

This document tells you how the Russell Investments Sustainable Global Shares Fund has performed and what fees were charged. The document will help you to compare the fund with other funds. FundRock NZ Limited prepared this update in accordance with the Financial Markets Conduct Act 2013. This information is not audited and may be updated.

### Description of this fund


Objective: To provide a total return, before costs and tax, in line with the MSCI ACWI Index Net ('Benchmark') over the long term.

Strategy: The Fund invests predominantly in a broad range of international shares listed on stock exchanges in developed and emerging international markets. The Fund targets a reduction in carbon exposure, and an increase in exposure to renewable energy, compared to the Benchmark. The Fund also employs certain investment exclusions. Derivatives may be used to obtain or reduce exposure to securities and markets, to implement investment strategies and to manage risk. Foreign currency exposures are unhedged.

<b>Total value of the fund</b>	\$237,737,224
<b>The date the fund started</b>	14 December 2021

### What are the risks of investing?<sup>See note 1</sup>

Risk indicator for the Russell Investments Sustainable Global Shares Fund.



The risk indicator is rated from 1 (low) to 7 (high). The rating reflects how much the value of the fund's assets goes up and down. A higher risk generally means higher potential returns over time, but more ups and downs along the way.

To help you clarify your own attitude to risk, you can seek financial advice or work out your risk profile at <https://sorted.org.nz/>.



Note that even the lowest category does not mean a risk-free investment, and there are other risks that are not captured by this rating.

This risk indicator is not a guarantee of a fund's future performance. The risk indicator is based on the returns data for 5 years to 30 Jun 2024. While risk indicators are usually relatively stable, they do shift from time to time. The risk indicator will continue to be updated in future fund updates.

See the product disclosure statement (**PDS**) for more information about the risks associated with investing in this fund.

## How has the fund performed?

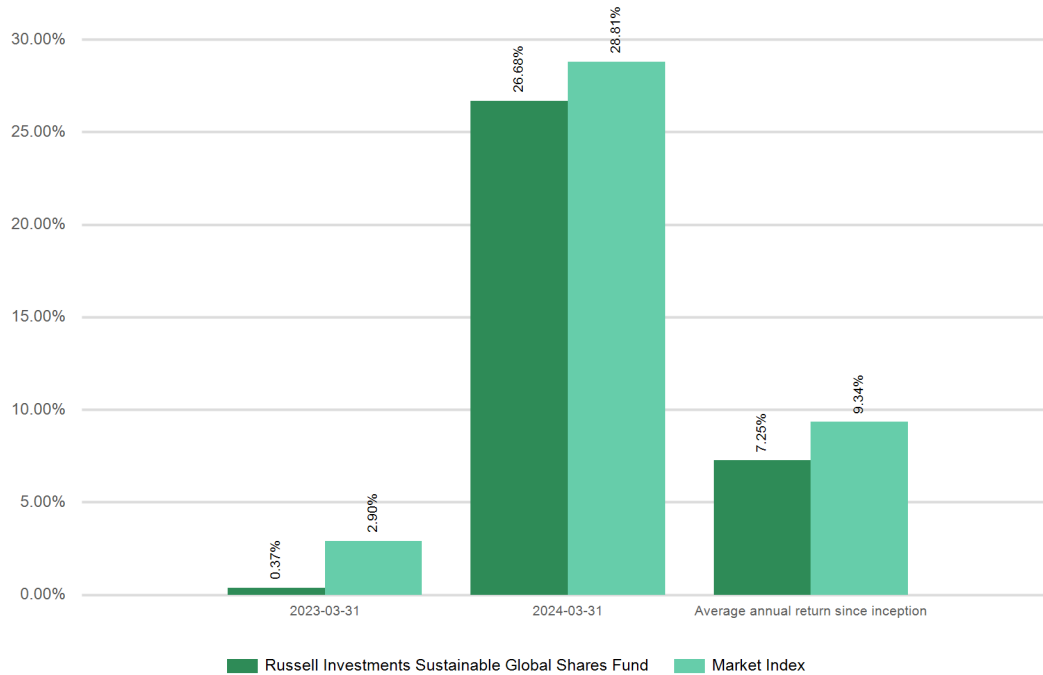
	Past year
Annual return (after deductions for charges and tax)	18.10%
Annual return (after deductions for charges but before tax)	19.82%
Market index annual return (reflects no deduction for charges and tax)	20.26%

The market index return is MSCI ACWI Index - Net. This has been the market index since the inception of the fund.

Additional information about the market index is available on the offer register at <https://disclose-register.companiesoffice.govt.nz>.



## Annual Return Graph See note 2



This shows the return after fund charges and tax for each year ending 31 March since the fund started. The last bar shows the average annual return since the fund started, up to 30 June 2024.

**Important:** This does not tell you how the fund will perform in the future.

Returns in this update are after tax at the highest prescribed investor rate (PIR) of tax for an individual New Zealand resident. Your tax may be lower.

## What fees are investors charged?

Investors in the Russell Investments Sustainable Global Shares Fund are charged fund charges. In the year to 31 March 2024 these were:

	% of net asset value (inc. GST)
<b>Total fund charges</b>	0.32%
Which are made up of:	
Total manager and admin charges (inc. GST)	0.32%
Including:	
Manager's basic fee (inc. GST)	0.24%
Other management and administration charges	0.08%
Total performance-based fees	0.00%



Investors may also be charged individual action fees for specific actions or decisions (for example, for withdrawing from or switching funds). See the PDS for the Russell Investments Sustainable Global Shares Fund on the offer register at <https://disclose-register.companiesoffice.govt.nz> for more information about those fees.

### **Example of how this applies to an investor**

Small differences in fees and charges can have a big impact on your investment over the long term.

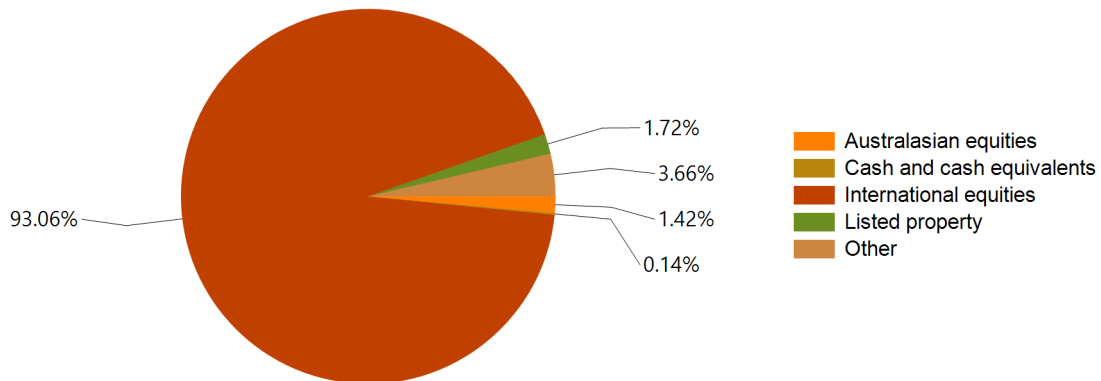
Anthony had \$10,000 in the fund at the start of the year and did not make any further contributions. At the end of the year, Anthony received a return after fund charges were deducted of \$1,982 (that is 19.82% of his initial \$10,000). This gives Anthony a return after tax of \$1,810 for the year.



### What does the fund invest in?

This shows the types of assets that the fund invests in.

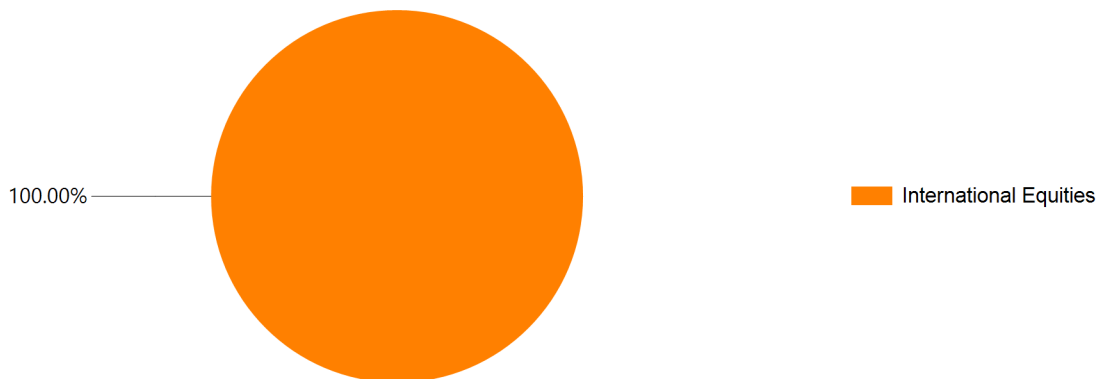
Actual Investment Mix



Foreign currency was not hedged to New Zealand dollars as at 30 June 2024

Note: Other includes Derivatives

Target Investment Mix





## Top 10 investments

	Asset Name	% of Fund net assets	Type	Country	Credit Rating (if applicable)
1	Microsoft Corp	4.17%	International equities	US	
2	Apple Inc	4.09%	International equities	US	
3	Nvidia Corp	4.04%	International equities	US	
4	Amazon Com Inc	2.41%	International equities	US	
5	S&P 500 Emini 2409 F	2.39%	Other	US	
6	Meta Platforms Inc	1.48%	International equities	US	
7	Alphabet Inc Cap Stk Cl A	1.42%	International equities	US	
8	Alphabet Inc Cap Cl C	1.23%	International equities	US	
9	Lilly (Eli) & Co Usd	0.96%	International equities	US	
10	Taiwan Semicon Manufacturing Co Ltd	0.95%	International equities	TW	

The top 10 investments make up 23.14% of the net asset value of the fund.

## Key Personnel

Name	Current position	Time in current position	Previous or other current position	Time in previous or other current position
Andrew Zenonos	Lead Portfolio Manager, Russell Investments	1 years 1 months	Back-up Portfolio Manager, Russell Investments	10 years 7 months
James Harwood	Back-up Portfolio Manager, Russell Investments	1 years 1 months	Senior Portfolio Manager, Proprietary Strategies, Russell Investments	9 years 6 months

## Further information

You can also obtain this information, the PDS for the Russell Investment Funds, and some additional information from the offer register at <https://disclose-register.companiesoffice.govt.nz>.



---

## Notes

1. A combination of actual fund returns, and Market index returns have been used to determine the risk indicator as the fund has not been operating for the required five years. Market index returns have been used until 31 December 2021 and fund returns thereafter. The risk indicator may therefore provide a less reliable indicator of the fund's future volatility.
2. The bar chart shows fund returns after deducting fees and tax. Tax is deducted at the highest Prescribed Investor Rate of 28%. However, the market index returns are shown before deducting fees and tax.