



# Fund Update

For the quarter ended 31 March 2023

- **Russell Investment Funds**
- **Russell Investments Global Shares Fund**

This fund update was first made publicly available on: 03 May 2023

## What is the purpose of this update?

This document tells you how the Russell Investments Global Shares Fund has performed and what fees were charged. The document will help you to compare the fund with other funds. FundRock NZ Limited prepared this update in accordance with the Financial Markets Conduct Act 2013. This information is not audited and may be updated.

## Description of this fund


Objective: To provide a total return, before costs and tax, higher than the MSCI ACWI Index - Net over the long term.

Strategy: The underlying investment exposure is predominantly to a broad range of international shares listed on stock exchanges in developed markets and emerging international markets. Derivatives may be used to obtain or reduce exposure to securities and markets, to implement investment strategies and to manage risk.

Total value of the fund	\$NZ 228,302,415
The date the fund started	14 November 2012

## What are the risks of investing?

Risk indicator for the Russell Investments Global Shares Fund.



The risk indicator is rated from 1 (low) to 7 (high). The rating reflects how much the value of the fund's assets goes up and down. A higher risk generally means higher potential returns over time, but more ups and downs along the way.

To help you clarify your own attitude to risk, you can seek financial advice or work out your risk profile at [www.sorted.org.nz](http://www.sorted.org.nz)

Note that even the lowest category does not mean a risk-free investment, and there are other risks that are not captured by this rating.

This risk indicator is not a guarantee of a fund's future performance. The risk indicator is based on the returns data for 5 years to 31 March 2023. While risk indicators are usually relatively stable, they do shift from time to time. The risk indicator will continue to be updated in future fund updates.

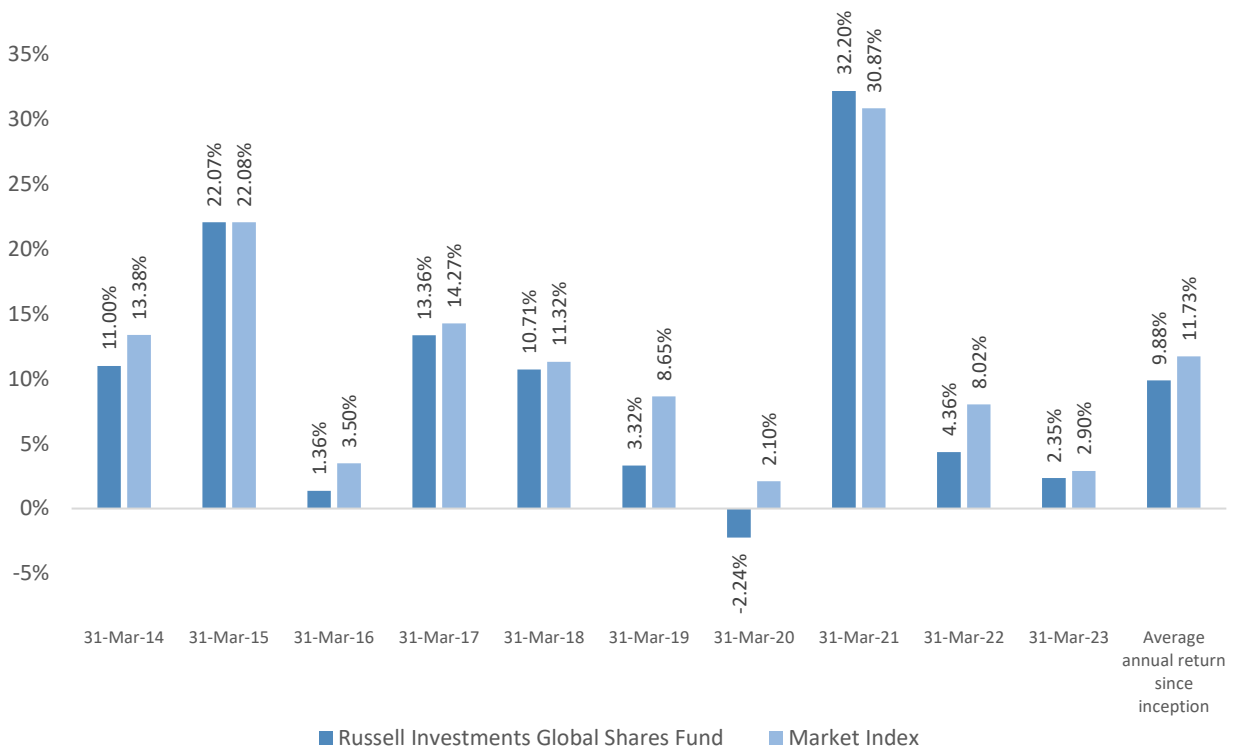
See the product disclosure statement (PDS) for more information about the risks associated with investing in this fund.

## How has the fund performed?

	Average over the past 5 years	Past year
Annual return (after deductions for charges and tax)	7.36%	2.35%
Annual return (after deductions for charges but before tax)	8.42%	3.22%
Market index annual return (reflects no deduction for charges and tax)	10.04%	2.90%

The market index return is the MSCI ACWI Index - Net. Before 1 December 2018, the market index was the Russell Large Cap - Net Index. Additional information about the market index is available on the offer register at [www.disclose-register.companiesoffice.govt.nz](http://www.disclose-register.companiesoffice.govt.nz).

Annual Return Graph<sup>1</sup>



This shows the return after fund charges and tax for each year ending 31 March since the fund started. The last bar shows the average annual return since the fund started, up to 31 March 2023

**Important:** This does not tell you how the fund will perform in the future.

Returns in this update are after tax at the highest prescribed investor rate (PIR) of tax for an individual New Zealand resident. Your tax may be lower.

## What fees are investors charged?

Investors in the Russell Investments Global Shares Fund are charged fund charges. In the year to 31 March 2022 these were:

	% of net asset value (including GST)
Total fund charges	1.22%
Which are made up of:	
Total manager and administration charges	1.22%
Including:	
Manager's basic fee (including GST)	1.08%
Other management and administration charges	0.14%

Fund fees were reduced in December 2021. Hence going forward, we expect total fund charges to be less than in the table above. Estimated total fund charges in the current PDS are 0.89% (including GST).

The 'other management and administration charges' include fees and costs charged in underlying funds. The amount of fees and costs charged in underlying funds has been estimated. See Note 2 at the end of this fund update for more information about this estimate.

Investors may also be charged individual action fees for specific actions or decisions (for example, for withdrawing from or switching funds). See the PDS for the Russell Investments Global Shares Fund on the offer register at [www.disclose-register.companiesoffice.govt.nz](http://www.disclose-register.companiesoffice.govt.nz) for more information about those fees.

## Example of how this applies to an investor

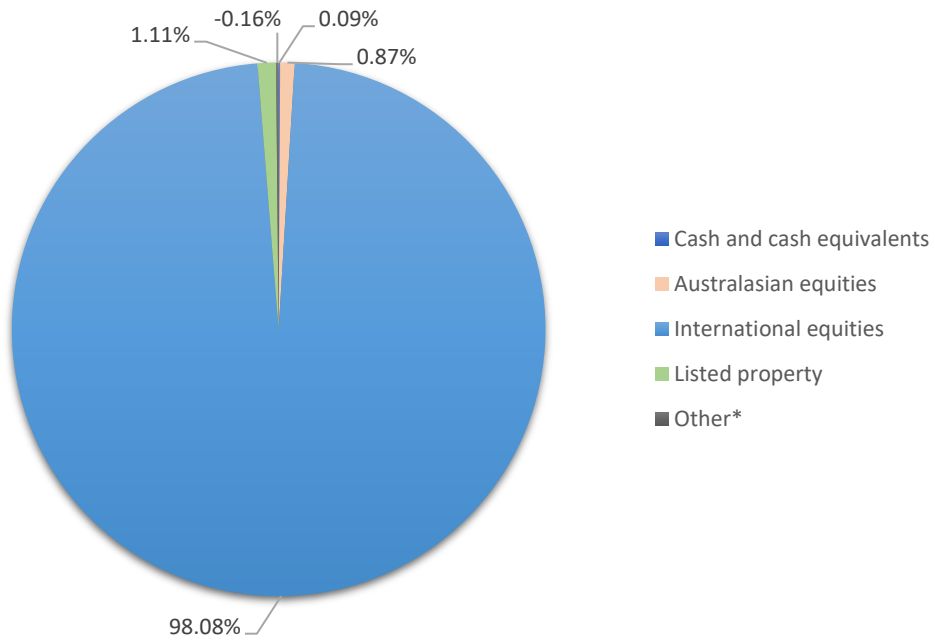
Small differences in fees and charges can have a big impact on your investment over the long term.

Anthony had \$10,000 in the fund at the start of the year and did not make any further contributions. At the end of the year, Anthony received a return after fund charges were deducted of \$322 (that is 3.22% of his initial \$10,000). This gives Anthony a total return after tax of \$235 for the year.

### What does the fund invest in?

This shows the types of assets that the fund invests in.

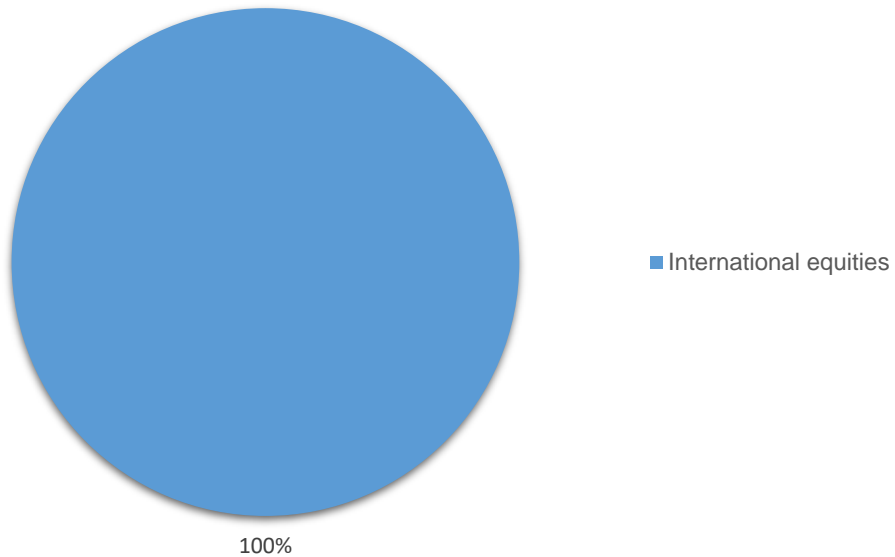
#### Actual investment mix



\*Forward currency contracts

Foreign currency exposure was not hedged to New Zealand dollars as at 31 March 2023.

#### Target investment mix



## Top 10 investments

	Name	% of Fund net assets	Type	Country	Credit rating (if applicable)
1	S&P 500 Emini 2306 F	16.57%	International Equities	US	
2	Microsoft Corp	2.31%	International Equities	US	
3	Taiwan Semiconduct Manufacturing Usd	1.62%	International Equities	TW	
4	Dj Eur St50 2306 Fu	1.61%	International Equities	DE	
5	Apple Inc	1.24%	International Equities	US	
6	Unitedhealth Group Inc Com Stk	1.20%	International Equities	US	
7	Alphabet Inc Cap Cl C	1.16%	International Equities	US	
8	S&P Se60 Idx 2306	1.10%	International Equities	CA	
9	Samsung Electronics Co Ltd	1.03%	International Equities	KR	
10	Mastercard Inc - Class A	0.88%	International Equities	US	

The top 10 investments make up 28.73% of the net asset value of the fund.

## Key personnel

This shows the directors and employees who have the most influence on the investment decisions of the fund.

Name	Current position	Time in current position	Previous or other current position	Time in previous or other current position
<b>Jordan McCall</b>	Senior Portfolio Manager, Global Equities, Russell Investments	0 years 3 months	Back-up Portfolio Manager, Russell Investments	7 years 3 months
<b>Patrick Egan</b>	Back-up Portfolio Manager, Russell Investments	0 years 3 months	Member of Global Equity portfolio management team, Russell Investments	17 years 0 months

## Further information

You can also obtain this information, the PDS for the Russell Investment Funds, and some additional information from the offer register at [www.disclose-register.companiesoffice.govt.nz](http://www.disclose-register.companiesoffice.govt.nz).

---

## Notes

- <sup>1</sup> The bar chart shows fund returns after deducting fees and tax. Tax is deducted at the highest Prescribed Investor Rate of 28%. However, the market index returns are shown before deducting fees and tax.
- <sup>2</sup> The underlying fund fees and costs are as advised by Russell Investments.