



Fund Update

For the quarter ended 30 June 2024

- **Stewart Investors (NZ) Managed Investment Scheme**
- **Stewart Investors Worldwide Leaders Sustainability Fund**

This fund update was first made publicly available on: 26 July 2024

What is the purpose of this update?

This document tells you how the Stewart Investors Worldwide Leaders Sustainability Fund has performed and what fees were charged. The document will help you to compare the fund with other funds. FundRock NZ Limited prepared this update in accordance with the Financial Markets Conduct Act 2013. This information is not audited and may be updated.

Description of this fund

Objective: To achieve long-term capital appreciation by investing in companies which contribute to, and benefit from, sustainable development. The fund invests in larger capitalisation companies with a minimum investible market cap (free float) of US\$5 billion at the time of initial investment. The fund aims to exceed the MSCI All Country World Index (NZD) over rolling five-year periods before fees and taxes. The fund is actively managed, and the benchmark is not used to limit or constrain how the fund's portfolio is constructed.

Strategy: Aims to achieve its investment objective by investing in a diversified portfolio of equity or equity-related securities of larger capitalisation companies which are listed in, traded, or dealt on any of the regulated markets worldwide. The fund does not hedge currency risk.

Total value of the fund	\$73,759,784
The date the fund started	2 September 2022

What are the risks of investing?^{See note 1}

Risk indicator for the Stewart Investors Worldwide Leaders Sustainability Fund.



The risk indicator is rated from 1 (low) to 7 (high). The rating reflects how much the value of the fund's assets goes up and down. A higher risk generally means higher potential returns over time, but more ups and downs along the way.

To help you clarify your own attitude to risk, you can seek financial advice or work out your risk profile at <https://sorted.org.nz/>.



Note that even the lowest category does not mean a risk-free investment, and there are other risks that are not captured by this rating.

This risk indicator is not a guarantee of a fund's future performance. The risk indicator is based on the returns data for 5 years to 30 Jun 2024. While risk indicators are usually relatively stable, they do shift from time to time. The risk indicator will continue to be updated in future fund updates.

See the product disclosure statement (**PDS**) for more information about the risks associated with investing in this fund.

How has the fund performed?

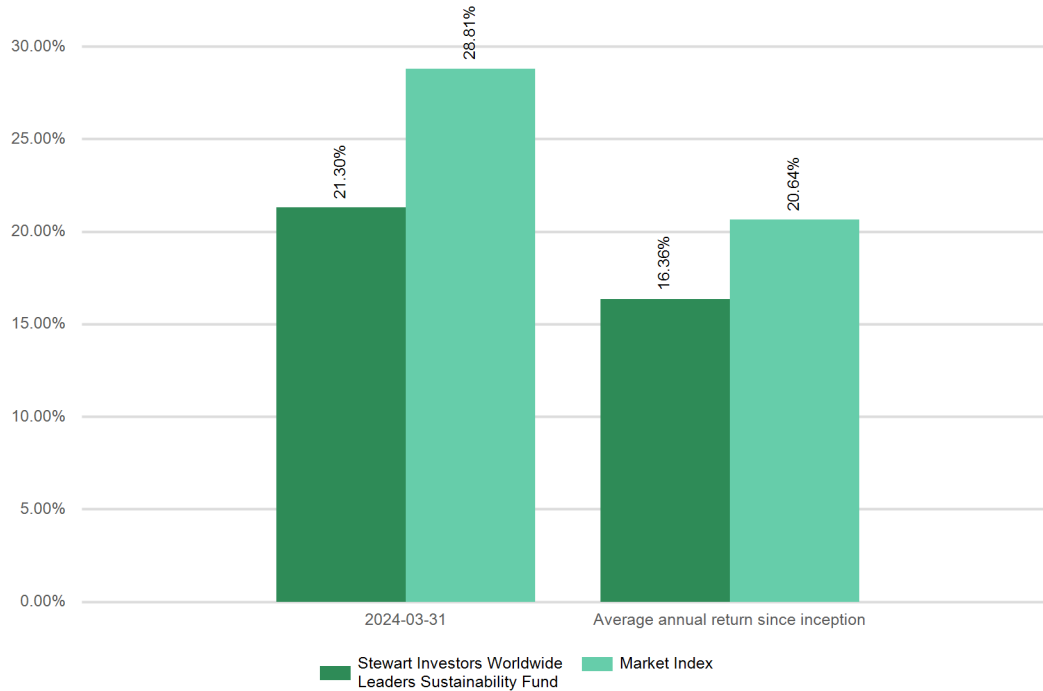
	Past year
Annual return (after deductions for charges and tax)	12.34%
Annual return (after deductions for charges but before tax)	13.52%
Market index annual return (reflects no deduction for charges and tax)	20.26%

The market index return is MSCI All Country World Index (NZD). This has been the market index since the inception of the fund.

Additional information about the market index is available on the offer register at <https://disclose-register.companiesoffice.govt.nz>.



Annual Return Graph



This shows the return after fund charges and tax for each year ending 31 March since the fund started. The last bar shows the average annual return since the fund started, up to 30 June 2024.

Important: This does not tell you how the fund will perform in the future.

Returns in this update are after tax at the highest prescribed investor rate (PIR) of tax for an individual New Zealand resident. Your tax may be lower.

What fees are investors charged?

Investors in the Stewart Investors Worldwide Leaders Sustainability Fund are charged fund charges. In the year to 31 March 2024 these were:

	% of net asset value (inc. GST)
Total fund charges	0.64%
Which are made up of:	
Total manager and admin charges (inc. GST)	0.64%
Including:	
Manager's basic fee (inc. GST)	0.59%
Other management and administration charges	0.05%



Investors may also be charged individual action fees for specific actions or decisions (for example, for withdrawing from or switching funds). See the PDS for the Stewart Investors Worldwide Leaders Sustainability Fund on the offer register at <https://disclose-register.companiesoffice.govt.nz> for more information about those fees.

Example of how this applies to an investor

Small differences in fees and charges can have a big impact on your investment over the long term.

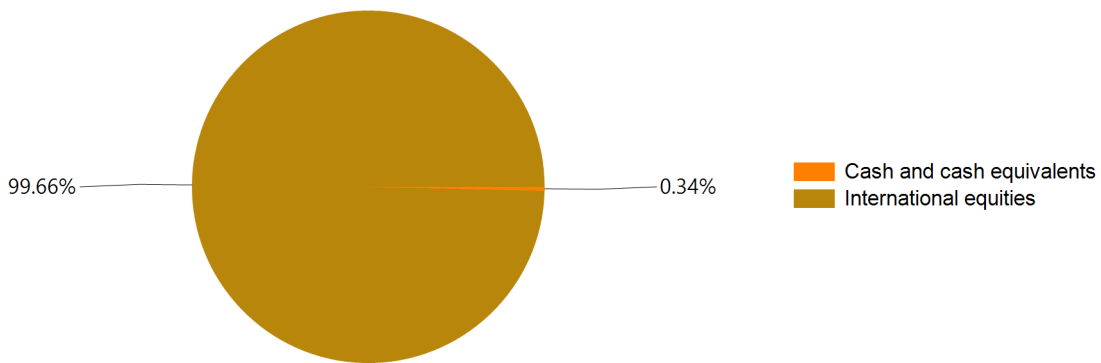
Anthony had \$10,000 in the fund at the start of the year and did not make any further contributions. At the end of the year, Anthony received a return after fund charges were deducted of \$1,352 (that is 13.52% of his initial \$10,000). This gives Anthony a return after tax of \$1,234 for the year.



What does the fund invest in?

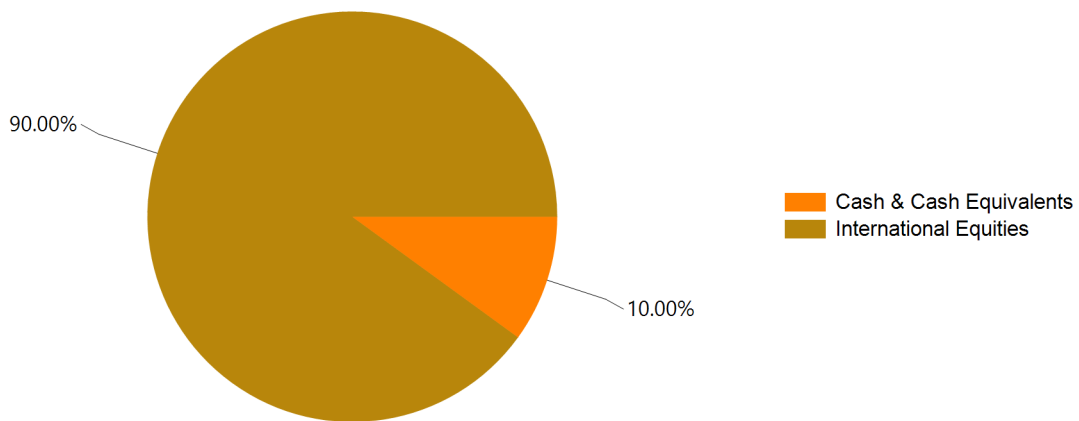
This shows the types of assets that the fund invests in.

Actual Investment Mix



Foreign currency was not hedged to New Zealand dollars as at 30 June 2024

Target Investment Mix



International equities include Australasian equities.



Top 10 investments

	Asset Name	% of Fund net assets	Type	Country	Credit Rating (if applicable)
1	Mahindra & Mahindra Limited	9.36%	International equities	IN	
2	Watsco Inc	6.75%	International equities	US	
3	Taiwan Semicon Manufacturing Co Ltd	5.44%	International equities	TW	
4	Hdfc Bank Inr1	5.31%	International equities	IN	
5	Fortinet Inc Com	5.22%	International equities	US	
6	Arista Networks In Com	5.07%	International equities	US	
7	Biomerieux Npv	4.53%	International equities	FR	
8	Costco Wholesale Corp	3.83%	International equities	US	
9	Deutsche Post Ag	3.45%	International equities	DE	
10	Beiersdorf Ag	3.19%	International equities	DE	

The top 10 investments make up 52.15% of the net asset value of the fund.

Key Personnel

Name	Current position	Time in current position	Previous or other current position	Time in previous or other current position
David Gait	Portfolio Manager/Investment Analyst	26 years 7 months		
Sashi Reddy	Portfolio Manager/Investment Analyst	16 years 8 months	Indian Equities Research Analyst	2 years 0 months

Further information

You can also obtain this information, the PDS for the Stewart Investors (NZ) Managed Investment Scheme, and some additional information from the offer register at <https://disclose-register.companiesoffice.govt.nz>.



Notes

1. A combination of actual fund returns, and market index returns have been used to determine the risk indicator as the fund has not been operating for the required five years. Market index returns have been used until 30 September 2022 and fund returns thereafter. The risk indicator may therefore provide a less reliable indicator of the fund's future volatility.