

SOUTHCHESTER WORLDWIDE INCOME FR QI HEDGE FUND

CLASS C

MINIMUM DISCLOSURE DOCUMENT & GENERAL INVESTOR REPORT issued: 15 April 2025
Month ended 31 March 2025



SOUTHCHESTER

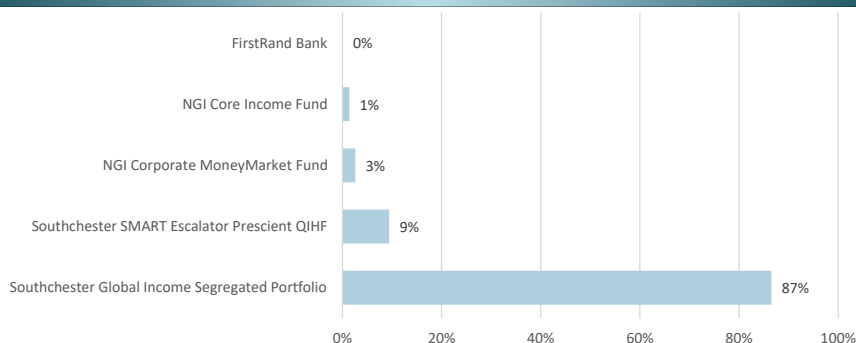
Fund Investment Objective

The Southchester Worldwide Income FR QI Hedge Fund ("The Fund") The Fund's objective is to deliver low volatility absolute returns in all market conditions with a targeted benchmark of 90% SOFR (in ZAR) + 10% STEFI. The Fund's risk profile is moderate to high, as it is exposed to interest rate risks but has no effective equity exposure resulting in relatively lower volatility compared to higher risk equity Funds. The Fund is exposed to FX Risk and investors need to be aware of the increased volatility due to the naked currency exposure.

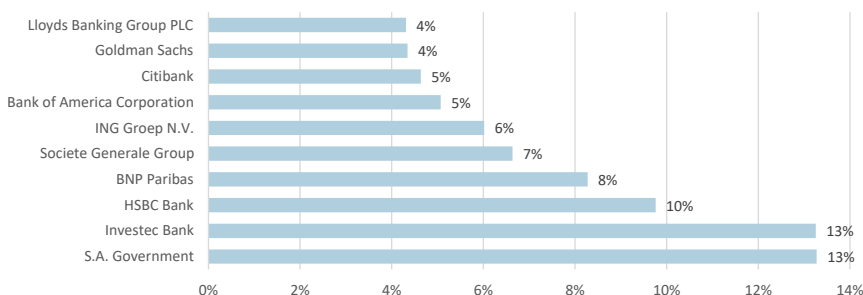
Fund Summary

The Fund is a low volatility fixed income hedge fund that aims to generate absolute returns in excess of short to medium term interest rates. The Fund's objective is to deliver low volatility absolute returns in all market conditions with a targeted benchmark of ZAR Equivalent of 90% SOFR + 10% STEFI. In order to achieve the Fund's objective, the Fund will seek to invest primarily in a wide range of listed and unlisted debt and debt related instruments (including, but not limited to, money market instruments, fixed rate, floating rate and variable rate notes, fixed interest instruments and debentures), as further described below. The Fund will aim to enhance the yield on such debt and debt related instruments by introducing leverage in the most cost effective and efficient manner, including through the use of repurchase agreements and listed / over the counter derivatives. The Fund will invest directly or in the asset types listed above but may also invest indirectly in such asset types listed above through investment in collective investment schemes or using financial derivative instruments.

Asset Allocation



Look-through Credit Exposure



CLASS C:

Class C launched in November 2022. Net monthly performance from August 2022 to November 2022 are for Class B.

Year	Jan	Feb	Mar	Apr	May	Jun	Jul	Aug	Sep	Oct	Nov	Dec	YTD
2022								3.33%	6.14%	2.16%	-6.71%	0.88%	5.45%
2023	2.70%	6.52%	-3.57%	3.61%	8.55%	-3.80%	-4.63%	6.09%	0.58%	-0.84%	1.52%	-2.63%	13.85%
2024	2.63%	3.70%	-1.10%	0.34%	1.16%	-1.93%	0.31%	-0.24%	-2.56%	3.32%	2.05%	4.33%	12.39%
2025	-0.65%	0.76%	-1.94%										-1.84%

Changes in Portfolio Composition

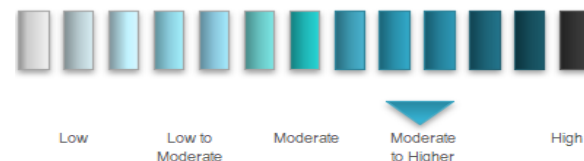
The Fund remains consistently aligned to its strategy throughout interest rate cycles and continues to invest in low corporate credit risk with the majority of the fund exposed to SA Government and major South African and International banks.

Adherence to Fund Investment Objective & Policy

The Fund has successfully adhered to its objective and investment policy.

Risk Profile

The Fund's risk profile is moderate. The portfolio is exposed to interest rate risks but has no effective equity exposure resulting in relatively low volatility compared to higher risks portfolios. The Fund is exposed to FX Risk. The Fund will achieve steady returns, capital stability and adequate liquidity. The portfolio is suitable for medium term investment horizons.



Fees

Cost Ratios (incl. VAT)

TOTAL EXPENSE RATIO (as at 31 Dec 2024)	2.89%
TRANSACTION COSTS RATIO	0.02%
TOTAL INVESTMENT CHARGES	2.91%

CLASS C: Fees (incl. VAT)

SERVICE FEE	1.48%
PERFORMANCE FEE	None

Fund Facts

FUND SIZE	ZAR 72 531 490.94
NO. OF PARTICIPATORY INTERESTS: FUND TOTAL	53 948.48
MINIMUM LUMP SUM	ZAR 1 000 000.00
CLASS C UNIT PRICE	ZAR 1 174.26
NO. OF PARTICIPATORY INTERESTS: CLASS C	100.67
INCOME DISTRIBUTION	31 December annually
CLASS C DISTRIBUTION CPU (Cents per unit)	798.95

Fund Performance

	CLASS C	BENCHMARK
Highest rolling 12-month return since Fund inception	18.0%	19.4%
Lowest rolling 12-month return since Fund inception	0.2%	0.1%
Last 12 Months	4.8%	5.7%
*Annualised Return since Fund inception	11.1%	11.9%

About the Portfolio Manager



Southchester Investment Managers (Pty) Limited is a niche fixed income asset manager specializing in creating and managing short term liquid portfolios and alternative fixed income asset classes. Southchester focuses on doing business with other asset managers and investment institutions and in developing and providing tailored fixed income solutions for them. Southchester is a FSCA (Financial Sector Conduct Authority) registered asset management business with Category I, II and IIA licenses.



SOUTHCHESTER



FUND INFORMATION

Type of fund	Qualified Investor Hedge Fund
Benchmark	ZAR Equivalent of 90% SOFR + 10% STEFI
Risk profile	Moderate to Higher
Fund launch date	01 August 2022
Portfolio valuation	Monthly
Instruction cut-off	10h00 on the last business day of the previous calendar month
Valuation time	17h00
Portfolio manager	Southchester Investment Management
Portfolio manager fsp no	44868
Portfolio manager authorisation	Portfolio Manager is an authorised FSP
Portfolio manager tel no	021-913 2467 / 1150 / 9831
Portfolio manager email	scwww@southchester.co.za
Portfolio manager website	www.southchester.co.za
CIS manager (Management company details)	FundRock Management Company (RF) (Pty) Ltd Registration No: 2013/096377/07 Physical address: Pier Place Heerengracht Street, Foreshore Cape Town, South Africa Telephone: 021-202 8282 Email: information@apexfs.group Website: www.fundrock.com
Trustees & bankers	FirstRand Bank Limited, Johannesburg (acting through its RMB Custody & Trustee Services Division) 3 Merchant Place, Ground Floor Corner Fredman and Gwen Streets, Sandton, 2196 Telephone: 087 736 1732



DISCLAIMER

Investment Manager: Southchester Investment Managers (Pty) Ltd, Registration Number: 2005/035006/07 is an authorised Financial Services Provider (FSP 44868) under the Financial Advisory and Intermediary Services Act (No.37 of 2002), to act in the capacity as investment manager. This information is not advice, as defined in the Financial Advisory and Intermediary Services Act (No.37 of 2002). Please be advised that there may be representatives acting under supervision. Physical Address: Pinotage House, Vineyard Office Estate, 99 Jip De Jager Road, Bellville, 7530 Telephone Number: 021 913 2467. Website: www.southchester.co.za Management Company: FundRock Management Company (RF) (Pty) Ltd (the "Manager"), Registration Number: 2013/096377/07, is authorised in terms of the Collective Investment Schemes Control Act (CISCA) to administer Collective Investment Schemes (CIS). Physical Address: 11th floor, Pier Place, Heerengracht Street, Foreshore, Cape Town, South Africa. Telephone Number: +27 21 202 8282. Website: www.fundrock.com Trustee: FirstRand Bank Limited, (acting through its RMB Custody and Trustee Services Division). Physical Address: 3 Merchant Place, Ground Floor, Corner Fredman and Gwen Streets, Sandton, 2146, Telephone: +27 87 736 1732.

Collective Investment Schemes are generally medium to long-term investments. The value of participatory interests (units) may go down as well as up. Past performance is not necessarily a guide to future performance. Collective investments are traded at ruling prices and can engage in scrip lending and borrowing. A schedule of fees, charges, minimum fees, and maximum commissions, as well as a detailed description of how performance fees are calculated and applied, is available on request from FundRock Management Company (RF) (Pty) Ltd ("the Manager"). The Manager does not provide any guarantee in respect to the capital or the return of the portfolio. Excessive withdrawals from the portfolio may place the portfolio under liquidity pressure and in such circumstances, a process of ring-fencing of withdrawal instructions and managed pay-outs over time may be followed. Commission and incentives may be paid, and if so, are included in the overall costs. The Manager may close the portfolio to new investors in order to manage it efficiently according to its mandate. Prices are published monthly on our website. Additional information, including key investor information documents, minimum disclosure documents, as well as other information relating to the basis on which the manager undertakes to repurchase participatory interests offered to it, and the basis on which selling and repurchase prices will be calculated, is available, free of charge, on request from the Manager. The value of an investment is dependent on numerous factors which may include, but not limited to, share price fluctuations, interest, and exchange rates and other economic factors. Where foreign investments are included in the portfolio, performance is further affected by uncertainties such as changes in government policy, political risks, tax risks, settlement risks, foreign exchange risks, and other legal or regulatory developments. The Manager ensures fair treatment of investors by not offering preferential fee or liquidity terms to any investor within the same strategy.

The Manager is registered and approved by the Financial Sector Conduct Authority under CISCA. The Manager retains full legal responsibility for the portfolio. FirstRand Bank Limited, is the appointed trustee. Southchester (Pty) Ltd, FSP No. 44868, is authorised under the Financial Advisory and Intermediary Services Act 37 of 2002 to render investment management services.



GLOSSARY SUMMARY

Net Asset Value (NAV): means net asset value, which is the total market value of all assets in a portfolio including any income accruals and less and deductible expenses such as audit fees, brokerage and service fees.

Annualised Return: is the weighted average compound growth rate over the performance period measured.

Highest & Lowest Return: the highest and lowest rolling twelve-month performance of the portfolio since inception.

Total Expense Ratio (TER): reflects the percentage of the average Net Asset Value (NAV) of the portfolio that was incurred as charges, levies and fees related to the management of the portfolio. A higher TER does not necessarily imply a poor return, nor does a low TER imply a good return. The current TER cannot be regarded as an indication of future TER's.

Transaction Costs (TC): is the percentage of the value of the Fund incurred as costs relating to the buying and selling of the Fund's underlying assets. Transaction costs are a necessary cost in administering the Fund and impacts Fund returns.

Total Investment Charge (TIC): should not be considered in isolation as returns may be impacted by many other factors over time including market returns, the type of Fund, investment decisions of the investment manager.

Total Investment Charges (TIC%): = TER (%) + TC (%): The Total Investment Charges (TIC), the TER + the TC, is the percentage of the net asset value of the class of the Financial Product incurred as costs relating to the investment of the Financial Product. It should be noted that a TIC is the sum of two calculated ratios (TER+TC).



FUND SPECIFIC RISKS

Volatility Risk: Volatility refers to uncertainty and risk related to size of change of an instrument or portfolio. It is a statistical measure of the dispersion of returns for a given security or market index. Volatility is proportional to the directional exposure of a portfolio and is measured by Value at risk (VaR) which is a statistical technique used to measure and quantify the level of volatility.

Interest Rate Risk: The values of bonds and other debt securities are inversely proportional to the change in interest rates. Interest rate risk is generally greater for investments with longer maturities as well as when the market does not expect a change in the interest rates.

Concentration and Sector Risk: A large proportion of total assets invested in specific assets, sectors or regions. Concentrated positions or concentrated sectors in a portfolio will material impact the returns of the portfolio more so than diversified portfolios.

Currency/Exchange Rate: Assets of a fund may be denominated in a currency other than the Base Currency of the fund and changes in the exchange rate between the Base Currency and the currency of the asset may lead to a depreciation of the value of the fund's assets as expressed in the Base Currency.

Equity Risk: Applies to investment in shares or derivatives based on shares. The market price of shares varies depending on supply and demand of the shares. Equity risk is the risk of loss due to the drop in the market price of shares. Equity risk can either be systematic risk which is risk to the entire market based on political and economic indicators or unsystematic risk which is company specific and includes risk relating to company profits, future prospects and general consensus on the company or sector.

Credit Default Risk: The risk that the government entity or company that issued the bond will run into financial difficulties and won't be able to pay the interest or repay the principal at maturity. Credit risk applies to debt investments such as bonds. The higher credit rating the less likely the possibility of the issuing company defaulting.