



Note that even the lowest category does not mean a risk-free investment, and there are other risks that are not captured by this rating.

This risk indicator is not a guarantee of a fund's future performance. The risk indicator is based on the returns data for 5 years to 30 Jun 2024. While risk indicators are usually relatively stable, they do shift from time to time. The risk indicator will continue to be updated in future fund updates.

See the product disclosure statement (**PDS**) for more information about the risks associated with investing in this fund.

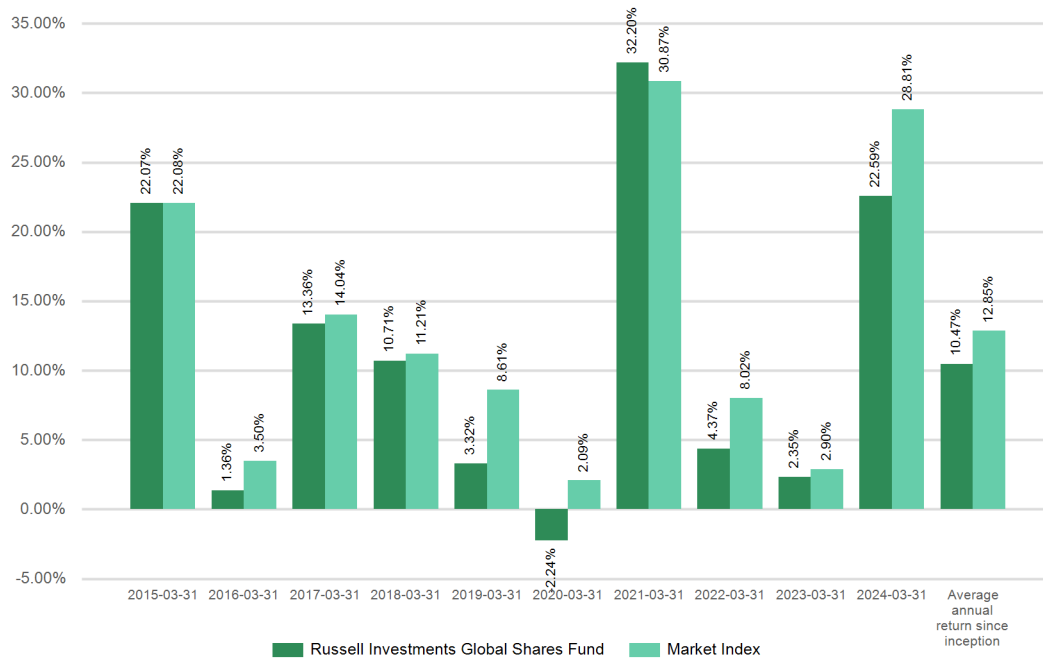
How has the fund performed?

	Average over past 5 years	Past year
Annual return (after deductions for charges and tax)	10.00%	13.87%
Annual return (after deductions for charges but before tax)	11.33%	15.86%
Market index annual return (reflects no deduction for charges and tax)	12.98%	20.26%

The market index return is MSCI ACWI Index - Net. This has been the market index since the inception of the fund.

Additional information about the market index is available on the offer register at <https://disclose-register.companiesoffice.govt.nz>.

Annual Return Graph See note 1



This shows the return after fund charges and tax for each year ending 31 March since the fund started. The last bar shows the average annual return since the fund started, up to 30 June 2024.

Important: This does not tell you how the fund will perform in the future.

Returns in this update are after tax at the highest prescribed investor rate (PIR) of tax for an individual New Zealand resident. Your tax may be lower.

What fees are investors charged?

Investors in the Russell Investments Global Shares Fund are charged fund charges. In the year to 31 March 2024 these were:

	% of net asset value (inc. GST)
Total fund charges	0.91%
Which are made up of:	
Total manager and admin charges (inc. GST)	0.91%
Including:	
Manager's basic fee (inc. GST)	0.73%
Other management and administration charges	0.18%
Total performance-based fees	0.00%



Investors may also be charged individual action fees for specific actions or decisions (for example, for withdrawing from or switching funds). See the PDS for the Russell Investments Global Shares Fund on the offer register at <https://disclose-register.companiesoffice.govt.nz> for more information about those fees.

Example of how this applies to an investor

Small differences in fees and charges can have a big impact on your investment over the long term.

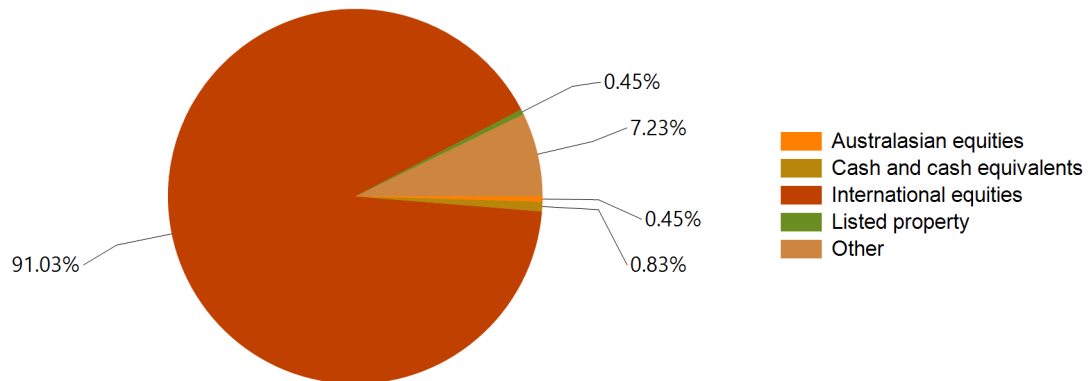
Anthony had \$10,000 in the fund at the start of the year and did not make any further contributions. At the end of the year, Anthony received a return after fund charges were deducted of \$1,586 (that is 15.86% of his initial \$10,000). This gives Anthony a return after tax of \$1,387 for the year.



What does the fund invest in?

This shows the types of assets that the fund invests in.

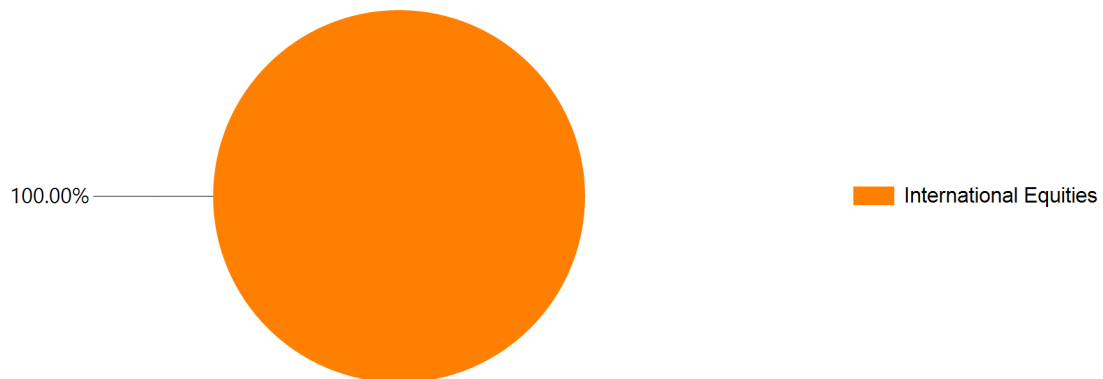
Actual Investment Mix



Foreign currency was not hedged to New Zealand dollars as at 30 June 2024

Note: Other includes Derivatives

Target Investment Mix





Top 10 investments

	Asset Name	% of Fund net assets	Type	Country	Credit Rating (if applicable)
1	S&P 500 Emini 2409 F	16.03%	Other	US	
2	Microsoft Corp	3.23%	International equities	US	
3	Taiwan Semiconduct Manufacturing Usd	2.15%	International equities	TW	
4	Apple Inc	1.77%	International equities	US	
5	Meta Platforms Inc	1.70%	International equities	US	
6	Alphabet Inc Cap Cl C	1.54%	International equities	US	
7	Samsung Electronics Co Ltd	1.38%	International equities	KR	
8	Nvidia Corp	1.32%	International equities	US	
9	Taiwan Semicon Manufacturing Co Ltd	1.23%	International equities	TW	
10	Amazon Com Inc	1.18%	International equities	US	

The top 10 investments make up 31.53% of the net asset value of the fund.

Key Personnel

Name	Current position	Time in current position	Previous or other current position	Time in previous or other current position
Jordan McCall	Lead Portfolio Manager, Global Equities, Russell Investments	1 years 6 months	Back-up Portfolio Manager, Russell Investments	7 years 3 months
Patrick Egan	Back-up Portfolio Manager, Russell Investments	1 years 6 months	Member of Global Equity portfolio management team, Russell Investments	17 years 0 months

Further information

You can also obtain this information, the PDS for the Russell Investment Funds, and some additional information from the offer register at <https://disclose-register.companiesoffice.govt.nz>.



Notes

1. The bar chart shows fund returns after deducting fees and tax. Tax is deducted at the highest Prescribed Investor Rate of 28%. However, the market index returns are shown before deducting fees and tax.