

Fund Update

For the quarter ended 31 December 2024

- Russell Investment Funds
- Russell Investments Hedged Global Shares Fund

This fund update was first made publicly available on: 13 February 2025

What is the purpose of this update?

This document tells you how the Russell Investments Hedged Global Shares Fund has performed and what fees were charged. The document will help you to compare the fund with other funds. FundRock NZ Limited prepared this update in accordance with the Financial Markets Conduct Act 2013. This information is not audited and may be updated.

Description of this fund

Objective: To provide a total return, before costs and tax, higher than the MSCI ACWI Index - 100% Hedged to NZD - Net over the long term.

Strategy: The underlying investment exposure is predominantly to a broad range of international shares listed on stock exchanges in developed markets as well as emerging international markets. Derivatives may be used to obtain or reduce exposure to securities and markets, to implement investment strategies and to manage risk. The Fund targets a position of being fully hedged back to New Zealand Dollars. Due to active currency management by the underlying managers, there will generally be some foreign currency exposure.

Total value of the fund	\$272,308,076
The date the fund started	24 July 2012

What are the risks of investing?

Risk indicator for the Russell Investments Hedged Global Shares Fund.



The risk indicator is rated from 1 (low) to 7 (high). The rating reflects how much the value of the fund's assets goes up and down. A higher risk generally means higher potential returns over time, but more ups and downs along the way.

To help you clarify your own attitude to risk, you can seek financial advice or work out your risk profile at <https://sorted.org.nz/>.



Note that even the lowest category does not mean a risk-free investment, and there are other risks that are not captured by this rating.

This risk indicator is not a guarantee of a fund's future performance. The risk indicator is based on the returns data for 5 years to 31 Dec 2024. While risk indicators are usually relatively stable, they do shift from time to time. The risk indicator will continue to be updated in future fund updates.

See the product disclosure statement (**PDS**) for more information about the risks associated with investing in this fund.

How has the fund performed?

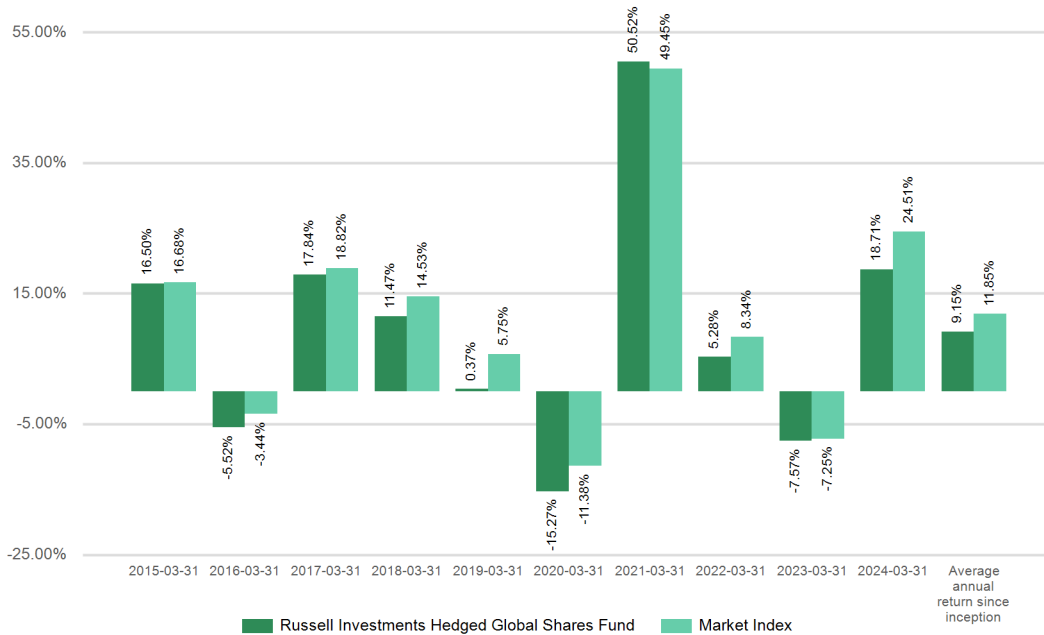
	Average over past 5 years	Past year
Annual return (after deductions for charges and tax)	7.03%	13.81%
Annual return (after deductions for charges but before tax)	8.40%	16.16%
Market index annual return (reflects no deduction for charges and tax)	10.23%	20.52%

The market index return is MSCI ACWI Index - 100% Hedged to NZD. The marked index return is MSCI ACQI Index - 100% Hedged to NZD. Before 1 December 2018, the market index was the Russell Global Large Cap NZ Hedged - Net Index

Additional information about the market index is available on the offer register at <https://disclose-register.companiesoffice.govt.nz>.



Annual Return Graph See note 1



This shows the return after fund charges and tax for each year ending 31 March since the fund started. The last bar shows the average annual return since the fund started, up to 31 December 2024.

Important: This does not tell you how the fund will perform in the future.

Returns in this update are after tax at the highest prescribed investor rate (PIR) of tax for an individual New Zealand resident. Your tax may be lower.

What fees are investors charged?

Investors in the Russell Investments Hedged Global Shares Fund are charged fund charges. In the year to 31 March 2024 these were:

	% of net asset value (inc. GST)
Total fund charges	0.94%
Which are made up of:	
Total manager and admin charges (inc. GST)	0.94%
Including:	
Manager's basic fee (inc. GST)	0.86%
Other management and administration charges	0.08%
Total performance-based fees	0.00%



Investors may also be charged individual action fees for specific actions or decisions (for example, for withdrawing from or switching funds). See the PDS for the Russell Investments Hedged Global Shares Fund on the offer register at <https://disclose-register.companiesoffice.govt.nz> for more information about those fees.

Example of how this applies to an investor

Small differences in fees and charges can have a big impact on your investment over the long term.

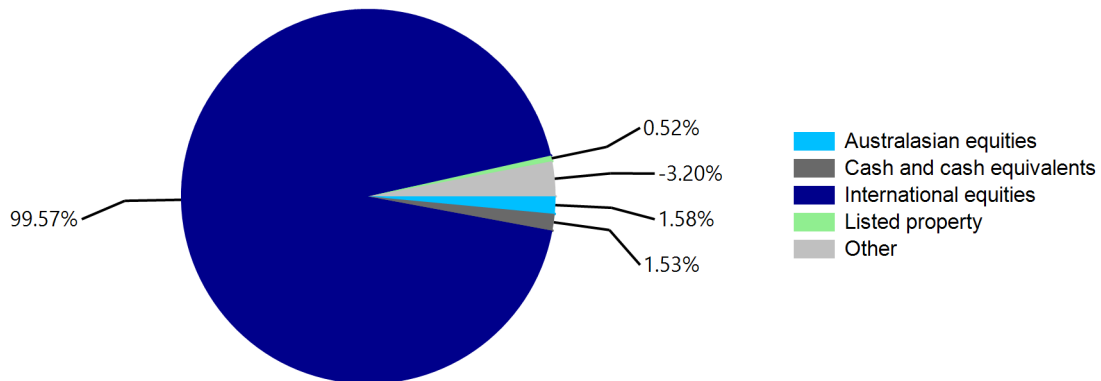
Anthony had \$10,000 in the fund at the start of the year and did not make any further contributions. At the end of the year, Anthony received a return after fund charges were deducted of \$1,616 (that is 16.16% of his initial \$10,000). This gives Anthony a return after tax of \$1,381 for the year.



What does the fund invest in?

This shows the types of assets that the fund invests in.

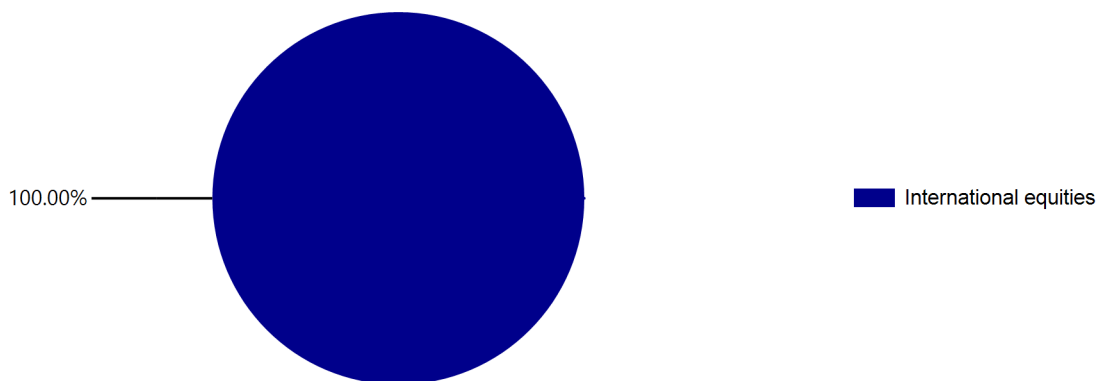
Actual Investment Mix



Foreign currency exposure was 100.00% hedged to New Zealand dollars as at 31 December 2024

Note: "Other" includes Derivatives

Target Investment Mix



"International equities" may include Australasian equities and listed property.



Top 10 investments

	Asset Name	% of Fund net assets	Type	Country	Credit Rating (if applicable)
1	S&P 500 Emini 2503 F	13.88%	International equities	US	
2	Microsoft Corp	3.08%	International equities	US	
3	Taiwan Semiconduct Manufacturing Usd	2.34%	International equities	TW	
4	Apple Inc	2.27%	International equities	US	
5	Meta Platforms Inc	1.77%	International equities	US	
6	Alphabet Inc Cap Cl C	1.74%	International equities	US	
7	Nvidia Corp	1.61%	International equities	US	
8	Amazon Com Inc	1.57%	International equities	US	
9	Cash at Bank (BNZ)	1.53%	Cash and cash equivalents	NZ	AA-
10	Alphabet Inc Cap Stk Cl A	1.36%	International equities	US	

The top 10 investments make up 31.15% of the net asset value of the fund.

Key Personnel

Name	Current position	Time in current position	Previous or other current position	Time in previous or other current position
Jordan McCall	Lead Portfolio Manager, Global Equities, Russell Investments	2 years	Back-up Portfolio Manager, Russell Investments	7 years 3 months
Patrick Egan	Back-up Portfolio Manager, Russell Investments	2 years	Member of Global Equity portfolio management team, Russell Investments	17 years

Further information

You can also obtain this information, the PDS for the Russell Investment Funds, and some additional information from the offer register at <https://disclose-register.companiesoffice.govt.nz>.



Notes

1. The bar chart shows fund returns after deducting fees and tax. Tax is deducted at the highest Prescribed Investor Rate of 28%. However, the market index returns are shown before deducting fees and tax.