

Fund Overview

The Colchester Global Government Bond PIE Fund seeks to deliver growth and income to investors whilst offering the defensive characteristics of a global sovereign bond portfolio over the medium term. We believe that if we hold a portfolio of high real yielding bonds and currencies that are undervalued according to their real exchange rate that over time this will prove rewarding. At the heart of Colchester's value-oriented philosophy is the belief that investments should be valued in terms of the income they will generate in real terms. Our approach is based on the analysis of inflation, real interest rates and real exchange rates supplemented by an assessment of sovereign financial balances. Portfolios are constructed to benefit from those opportunities with the greatest relative investment potential for a given level of risk.

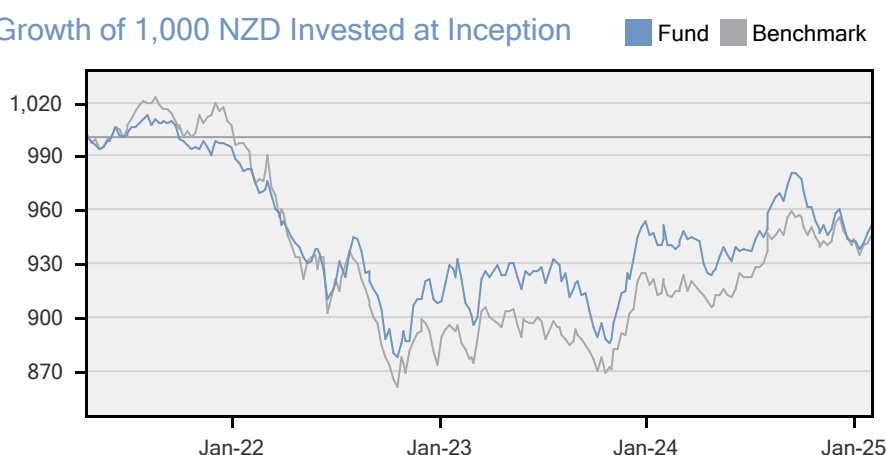
CUM Unit Price (31/01/2025)	Current Distribution p.a.	Net Annual Return Since Inception p.a.	Net Total Return Since Inception	Fund Size (\$million)
0.8542	3.40%	-1.32%	-4.91%	107.1 NZD

Past performance is not an indicator of future performance. Fund Inception: 19/04/2021

Colchester Overview

- Privately owned specialist sovereign bond and currency asset manager.
- Founded by Chairman & CIO Ian Sims in 1999.
- Time proven value-oriented fixed income strategies.
- Highly experienced and stable team with a globally recognised track record.
- Strong client alignment with the investment team investing in the strategies & the company.

Growth of 1,000 NZD Invested at Inception



Net Performance (%)

	1M	3M	6M	YTD	1Y	Annualised		
						3Y	5Y	S.I.
Fund	0.89%	0.25%	0.17%	0.89%	0.84%	-1.09%		-1.32%
Benchmark	0.25%	0.43%	0.94%	0.25%	2.65%	-1.59%		-1.47%
Relative	0.64%	-0.18%	-0.77%	0.64%	-1.80%	0.50%		0.15%

Calendar Year Net Performance (%)

	2021	2022	2023	2024	YTD
Fund	-0.46%	-8.79%	5.00%	-1.14%	0.89%
Benchmark	0.73%	-13.34%	5.90%	2.02%	0.25%
Relative	-1.19%	4.55%	-0.89%	-3.16%	0.64%

Past performance is not an indicator of future performance

Key Information

Fund Inception	19/04/2021
Benchmark	FTSE World Government Bond Index (NZD Hedged)
Management Fee	0.60%
Buy/Sell Fee	Nil
Distributions	Quarterly Distribution
Liquidity	Daily
Min Application	\$50,000 or as per platform
Min Additional	\$5,000 or as per platform

Platform Listings

FNZ
Consilium
NZX Wealth Technologies

Fund Characteristics

	Fund	Benchmark
Yield to Maturity (Unhedged)	5.01%	3.38%
Running Yield (Unhedged)	4.13%	2.69%
Modified Duration (Years)	6.18	6.81
Average Coupon	3.80%	2.62%
Average Credit Quality	AA-	AA

Top 5 Securities Holdings

	Currency	Weight (%)
1. United States 4.375% Nov '28	USD	3.82%
2. Mexico 7.75% Nov '34	MXN	3.47%
3. Poland I/L 2% Aug '36	PLN	3.03%
4. United States 1.5% Aug '26	USD	3.02%
5. United States 2.75% Aug '32	USD	2.96%

5 Largest Active Positions - Bonds (%)

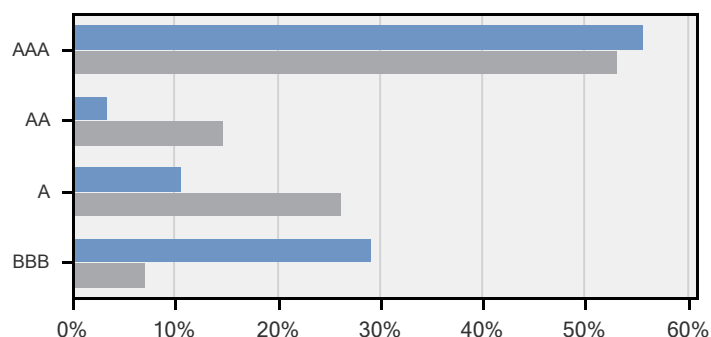
Country	Fund	Versus Benchmark (%)
Europe	8.70%	-17.89%
Mexico	12.53%	11.84%
United States	31.18%	-11.47%
China	0.00%	-10.24%
New Zealand	9.33%	9.08%

5 Largest Active Positions - Currency (%)

Currency	Fund	Versus Benchmark (%)
United States Dollar	-9.21%	-9.21%
Euro	-5.85%	-5.85%
Swedish Krona	5.46%	5.46%
Japanese Yen	5.10%	5.10%
Norwegian Krone	4.19%	4.19%

Credit Quality

■ Fund ■ Benchmark



Commentary

The fund returned 0.95% (gross of fees) over the month, outperforming the benchmark which returned 0.25%. Bond selection added 0.95% to relative returns, while currency selection detracted -0.24%. The top three positive bond contributors to relative returns were the overweight positions in Mexico, Colombia and Indonesia. The top three currency detractors from relative returns were the overweight positions in British Pound, Swedish Krona and Malaysia Ringgit.

Global bond markets eked out a positive return to start the year with the FTSE World Government Bond Index returning 0.3% in January in US dollar-hedged terms. In unhedged terms the index delivered a healthier return of 0.5% as the US dollar was on average slightly weaker this month. In the US, solid jobs data and GDP growth for the fourth quarter of last year continued to indicate the health and resilience of the economy. Echoing these signals were the minutes of the December Federal Open Market Committee's meeting which suggested upside risks to inflation may have increased. Given this backdrop US Treasury yields moved higher initially but the inflation report for December brought some respite. Underlying inflation came in slightly lower than had been expected, pushing yields lower and so the US market returned 0.5% over the month.

In the Eurozone, the economy stagnated in the final quarter of 2024 as political instability weighed on the region's two largest economies of Germany and France, both of which contracted. Italy's economy did not fare much better with zero growth over the same period. Spain's economy expanded 0.8% on the quarter and 3.5% over the full year, but risks to economic growth for the region remain tilted to the downside. In this regard, the European Central Bank cut its deposit rate by 0.25% to 2.75% despite core inflation remaining above target. Performance of government bonds in the Eurozone was lackluster as German bonds sold off -0.6%, Spanish bonds -0.1% and French bonds were flat. UK gilt yields were volatile but the market managed to generate a positive return of 0.7%. The Colchester global programme remains underweight the Eurozone and UK markets but is overweight Norwegian bonds, which returned 0.7% in January.

In Asia, while the Bank of Japan's decision to raise interest rates by 0.25% to 0.5% was widely expected, its recent quarterly economic outlook was more surprising as it projected higher rates of inflation over the next fiscal year. Underpinning the forecast was solid wage growth as consumer price expectations was revised up from 1.9% to 2.4% and inflation is now expected to remain above 2% beyond next year. Given this backdrop, Japanese government bonds have performed poorly in recent months. This continued in January as the bond market was down a further -0.8%. The Colchester programme remains materially underweight Japanese bonds on account of unattractive real yields in that market. In contrast, Bank Indonesia unexpectedly lowered rates by 0.25% to 5.75%. While inflation remains anchored towards the lower end of the central bank's 1.5% to 3.5% range, this policy shift has come at the expense of a weaker domestic currency but should protect growth given recent global trade tensions. The Colchester programme remains overweight Indonesian government bonds, and they generated a return of 0.8% this month. Mexican and Colombian bonds performed better again with gains of 2.2% and 2.4% respectively in January despite headlines regarding US tariffs.

Although the US dollar was generally weaker over the month there were some notably mixed performances across global currency markets. The Japanese yen was 1.5% stronger as monetary policy continued to normalise, the Australian dollar appreciated by 0.7% and the Euro was up 0.4%. Conversely, other European currencies such as the British pound and Swedish krona depreciated by -0.8% and -0.1% respectively over the month. Meanwhile, Latam currencies such as the Colombian and Mexican peso appreciated by 5.2% and 0.7% respectively against the US dollar. Asian currencies were more mixed as the Korean won recovered from its drop in December to rise 1.3% while the Indonesian rupiah fell by -1.3%. The Colchester programme remains significantly underweight the US dollar and overweight the Japanese yen, Korean won, Swedish krona and Norwegian krone amongst other currencies.

The Colchester Global Government Bond PIE Fund

ISIN Code NZCIF0004S7

As of 31/01/2025



Sales & Marketing Enquiries



Monica Hood
Head of Distribution - Australia and New Zealand

Email: mhood@colchesterglobal.com
Phone: +61 431 478 780

Team Email: MarketingClientServiceAUSNZ@colchesterglobal.com
Website: www.colchesterglobal.co.nz

Fund Administration & Client Service Enquiries

Colchester Global Investors Unit Registry

Applications

Email: contact@iisolutions.co.nz
Fax: +64 4 4999 654
Post: PO Box 25003
Wellington 6140, New Zealand

Client Service Enquiries

Email: contact@iisolutions.co.nz
Phone: +64 4 4999 654

Transactions

Email: contact@iisolutions.co.nz

Fund Shareclass Research Ratings



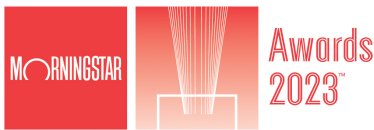
Morningstar Medalist Rating™ As of 04/04/2024
Analyst Driven % 100
Data Coverage % 100



CCC B BB BBB A AA AAA

Produced by MSCI ESG Research as of 31/01/2025

Colchester Fund Awards



¹ Refer to Important Information and Disclosures

Important Information and Disclosures

This document is provided by Colchester Global Investors (Singapore) Pte. Ltd ("Colchester") in good faith and is designed as a summary to accompany the Product Disclosure Statement for the Colchester Investment Funds ("Scheme") and the Colchester Global Government Bond PIE Fund ("Fund"). The Product Disclosure Statement is available from Colchester, or the issuer, FundRock NZ Limited ("FundRock"), and on <https://disclose-register.companiesoffice.govt.nz/>. The information contained in this document is not an offer of units in the Fund or a proposal or an invitation to make an offer to sell, or a recommendation to subscribe for or purchase, any units in the Fund. Any person wishing to apply for units in the Fund must complete the application form which is available from Colchester or FundRock. The information and any opinions in this document are based on sources that Colchester believes are reliable and accurate. Colchester, its directors, officers and employees make no representations or warranties of any kind as to the accuracy or completeness of the information contained in this document and disclaim liability for any loss, damage, cost or expense that may arise from any reliance on the information or any opinions, conclusions or recommendations contained in it, whether that loss or damage is caused by any fault or negligence on the part of Colchester, or otherwise, except for any statutory liability which cannot be excluded. All opinions reflect Colchester's judgment on the date of this document and are subject to change without notice. This disclaimer extends to FundRock, and any entity that may distribute this document. The information in this document is not intended to be financial advice for the purposes of the Financial Markets Conduct Act 2013 ("FMC Act"), as amended by the Financial Services Legislation Amendment Act 2019 ("FSLAA"). In particular, in preparing this document, Colchester did not take into account the investment objectives, financial situation and particular needs of any particular person. Professional investment advice from an appropriately qualified adviser should be taken before making any investment. Past performance is not necessarily indicative of future performance, unit prices may go down as well as up and an investor in the fund may not recover the full amount of the capital that they invest. No part of this document may be reproduced without the permission of Colchester or FundRock. FundRock is the issuer and manager of the Scheme. Colchester is the investment manager of the Scheme. The Fund invests in a New Zealand dollar hedged share class of an underlying offshore fund called the Colchester Global Bond Enhanced Currency Fund, a sub-fund of The Colchester Multi-Strategy Global Bond Fund plc (an Irish registered UCITS fund) ("Underlying Fund") which is also managed by Colchester. Please refer to FundRock for further details <https://www.fundrock.com/fundrock-new-zealand/frnz-documents-and-reporting/>.

Net of fee returns reflect the deduction of fees and expenses and are calculated on the basis of the applicable fee rates as described in the PDS.

Additional information regarding policies and procedures for calculating and reporting returns is also available on request.

This information is provided for indicative purposes only, and is supplied in good faith based on sources which we believe, but do not guarantee, to be accurate or complete as of the date of this factsheet. Such information is current as of the date of this factsheet and may be subject to change without notice. If there is any conflict between this factsheet and the PDS, the PDS shall prevail.

This factsheet is not to be used or considered as an offer to sell or solicitation of an offer to buy any securities. Nothing in this factsheet should be construed as providing any type of investment, tax or other advice, or be considered a solicitation, recommendation, endorsement or offer to purchase or sell any financial instrument.

London Stock Exchange Group plc and its group undertakings (collectively, the "LSE Group"). © LSE Group 2024. FTSE Russell is a trading name of certain of the LSE Group companies. "FTSE®" is a trade mark of the relevant LSE Group companies and is used by any other LSE Group company under license. "TMX®" is a trade mark of TSX, Inc. and used by the LSE Group under license. All rights in the FTSE Russell indexes or data vest in the relevant LSE Group company which owns the index or the data. Neither LSE Group nor its licensors accept any liability for any errors or omissions in the indexes or data and no party may rely on any indexes or data contained in this communication. No further distribution of data from the LSE Group is permitted without the relevant LSE Group company's express written consent. The LSE Group does not promote, sponsor or endorse the content of this communication.

Valuation and returns have been calculated in NZD as at month end. The WMR exchange rate used by the index provider in compiling FTSE World Government Bond Index 100%hedged in New Zealand dollars (NZD) is the predominant exchange rate used in valuing the Fund.

All securities are rated by Nationally Recognized Statistical Rating Organizations (NRSRO) Moody's, Standard & Poor's (S&P), and/or Fitch. If a security is rated by more than one of these organisations, the highest rating assigned is used in our credit rating breakdowns. Ratings are measured on a scale that generally ranges from AAA (being the highest) to D (being the lowest).

Colchester Global Investors (Singapore) Pte. Ltd is registered in Singapore, Company Registration No: 201202440M. Registered Office: 6 Battery Road #40-02A, Six Battery Road, Singapore 049909. Colchester Global Investors (Singapore) Pte. Ltd holds a capital markets services licence in fund management issued by the Monetary Authority of Singapore pursuant to the Securities and Futures Act 2001.

Colchester Global Government Bond PIE Fund has a Morningstar Medalist Rating™ of 'Bronze' as of 04-04-2024. © 2024 Morningstar, Inc. All rights reserved. Neither Morningstar, its affiliates, nor the content providers guarantee the data or content contained herein to be accurate, complete or timely nor will they have any liability for its use or distribution in New Zealand.

Morningstar Awards 2024(c). Morningstar, Inc. All Rights Reserved. Awarded to Colchester Global Government Bond PIE Fund for the Fund Manager of the Year, Fixed Interest category, New Zealand.

MSCI ESG Research LLC's ("MSCI ESG") Fund Ratings products (the "Information") provide environmental, social and governance data with respect to underlying securities within more than 56,000 multi-asset class Mutual Funds and ETFs globally. MSCI ESG is a Registered Investment Adviser under the Investment Advisers Act of 1940. MSCI ESG materials have not been submitted to, nor received approval from, the US SEC or any other regulatory body. None of the Information constitutes an offer to buy or sell, or a promotion or recommendation of, any security, financial instrument or product or trading strategy, nor should it be taken as an indication or guarantee of any future performance, analysis, forecast or prediction. None of the Information can be used to determine which securities to buy or sell or when to buy or sell them. The Information is provided "as is" and the user of the Information assumes the entire risk of any use it may make or permit to be made of the Information.

Responsible investing is an integral part of the investment process however Colchester never makes investment decisions based solely upon ESG factors. Unless specified in the offering documents, specific assets with poor ESG ratings may not be excluded from portfolios.

No part of this document may be reproduced or published in any form or by any means without Colchester's prior written permission.

Notice to residents of New Zealand

- This document and the information contained in or accompanying this document are not, and are under no circumstances to be construed as, an offer of financial products for issue requiring disclosure to an investor under Part 3 of the Financial Markets Conduct Act 2013 (N.Z.) (the "Financial Markets Conduct Act (N.Z.)").

- This document and the information contained in or accompanying this document have not been registered, filed with or approved by any New Zealand regulatory authority or under or in accordance with the Financial Markets Conduct Act (N.Z.). This document and the information contained in or accompanying this document are not a disclosure document under New Zealand law and do not contain all the information that a disclosure document is required to contain under New Zealand law.

- Any offer or sale of any products described in these materials in New Zealand will be made only:

- (a) to a person who is an "investment business" within the meaning of clause 37 of Schedule 1 of the Financial Markets Conduct Act (N.Z.); or
- (b) to a person who meets the investment activity criteria specified in clause 38 of Schedule 1 of the Financial Markets Conduct Act (N.Z.); or
- (c) to a person who is "large" within the meaning of clause 39 of Schedule 1 of the Financial Markets Conduct Act (N.Z.); or
- (d) to a person who is a "government agency" within the meaning of clause 40 of Schedule 1 of the Financial Markets Conduct Act (N.Z.); or
- (e) to a person who is an "eligible investor" within the meaning of clause 41 of Schedule 1 of the Financial Markets Conduct Act (N.Z.); or
- (f) in other circumstances where there is no contravention of the Financial Markets Conduct Act (N.Z.) (or any statutory modification or re-enactment of, or statutory substitution for, the Financial Markets Conduct Act (N.Z.)).

- In subscribing for interests in any product mentioned herein each investor represents and agrees that it is not acquiring those investment with a view to dealing with them (or any of them) other than where an exclusion under Part 1 of Schedule 1 of the Financial Markets Conduct Act (N.Z.) applies to such dealing and, accordingly:

- (a) it has not offered or sold, and will not offer or sell, directly or indirectly, any interests; and
- (b) it has not distributed and will not distribute, directly or indirectly, any offering materials or advertisement in relation to any offer of interests, in each case in New Zealand within 12 months after the issue of interests to that investor other than to persons who meet the criteria set out in (a) to (d) above.